

## 金属化薄膜电容

## Metalized Film Capacitor

马达运转电容  
型号: CBB65A

日期: 2024.01.11  
版本: 1

Motor Run Capacitor  
Type: CBB65A

Date: 2024.01.11  
Version: 1



**结构:**

金属化聚丙烯薄膜  
铝壳配铝盖或铁盖  
蓖麻油

**Constructions**

Metalized polypropylene film  
Aluminum can and top or iron top  
Caster Oil

**特性:**

自愈特性  
低损耗  
过压保护  
高绝缘电阻  
环保

**Features**

Self-healing  
Low dissipation factor  
Over pressure disconnection safety device  
High insulation resistance  
Environmentally friendly

**应用:**

一般的正弦交流应用，主要是马达运转

**Application**

For general sine wave application, mainly as motor run

**端子:**

250# (2+2) / (4+4) ---6.3\*0.8

**Terminals**

2+2/4+4 fast-on terminals

**安装:**

M8 底部螺柱/平底

**Mounting parts**






Threaded stud at bottom of can (M8)  
as option

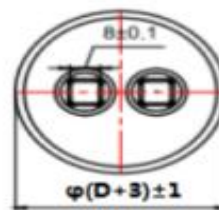
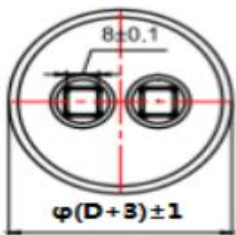
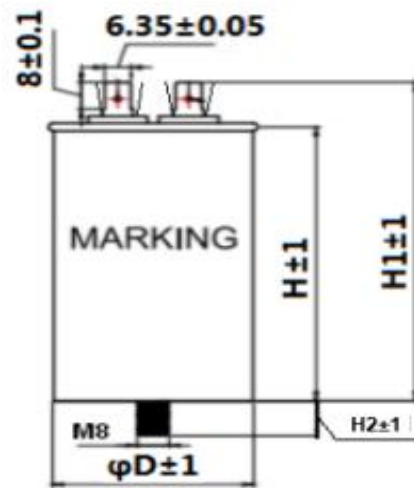
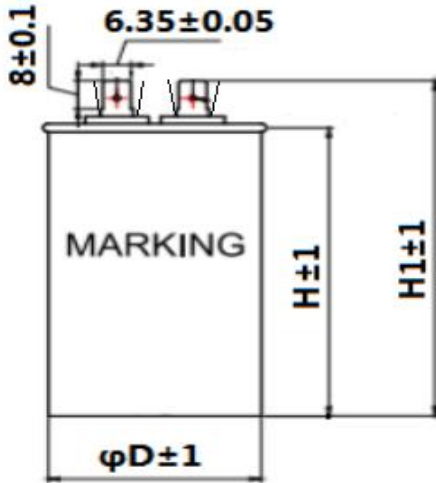
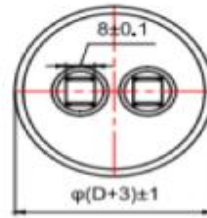
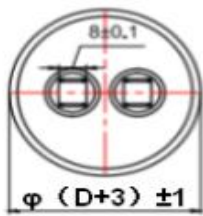
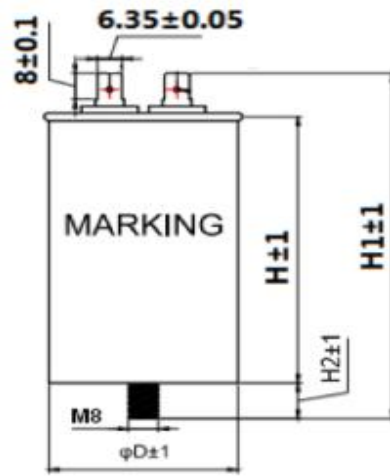
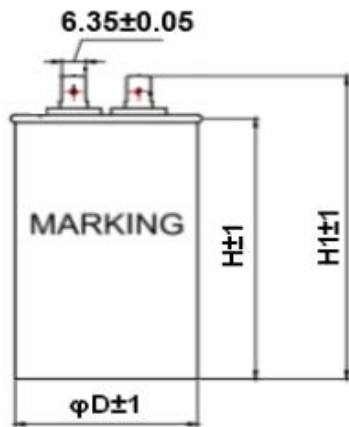
**技术资料**

参照标准	GB / T3667.1-2016 ; IEC60252-1 ; UL810
安全等级	S2
预期寿命	Class B ( 10000h )
额定电压	250VAC; 450VAC
额定容量	见表格
容量偏差	±5% ( J )
额定频率	50/60Hz




测试	
外观检查	外壳无变形，表面无污物，印字清洗；引出电极无氧化。
尺寸检查	安装及外形尺寸符合要求。
容量	$C_N \pm 5\%$
损耗角正切值 $\tan \delta$	$\leq 80 \times 10^{-4} @ 1\text{KHz}, 20^\circ\text{C}$
极间 T-T (两电极之间)	$2U_N \text{ 2s}$
极壳 T-C (电极与外壳之间)	$2500\text{VAC } 2\text{s}$
绝缘电阻 IR	$10000\text{s}@20^\circ\text{C}$ ，湿度小于 65%
耐久试验	$1000\text{h}@1.35U_N, 85^\circ\text{C}$
破坏试验	$10U_{\text{NDC}}$ (200V/min 升压) 打短路 $1.3U_N$ ，应开路
最大电压爬升速率 dv/dt	$10\text{V}/\mu\text{s}$
湿热测试时间	21 天

认证	
	E315415 PROTECTED 10000AFC
	250VAC, 5-120 $\mu\text{F}$ , Class B, 85 $^\circ\text{C}$ 450VAC, 3-80 $\mu\text{F}$ , Class B, 85 $^\circ\text{C}$
	250VAC, 1-150 $\mu\text{F}$ , Class B, 85 $^\circ\text{C}$ 450VAC, 1-100 $\mu\text{F}$ , Class B, 85 $^\circ\text{C}$
	Compliance to LV directive 2014/35/EU
	RoHS 2.0



印字信息（激光印字）




CBB65A	产品型号
	自愈符号
S2	安全等级
25µF±5%	额定容量及偏差
450VAC	额定电压
B	预期寿命等级
50/60Hz	额定频率
40/85/21	气候类别
RoHS	环保
Lot No.	生产批号
Part No.	产品编号

规格表

电压 VAC	容量 $\mu$ F	直径 D mm	壳高 H mm	总高 H1 mm	螺杆 H2 mm	品号 Part No.	包装 数量
250	10	40	55	67	12	A45010XX	50
	15	40	55	67	12	A45015XX	50
	20	40	65	77	10	A45020XX	50
	25	40	65	77	10	A45025XX	50
	30	40	75	87	10	A45030XX	50
	35	40	85	97	10	A45035XX	50
	40	40	85	97	10	A45040XX	50
	50	45	85	97	10	A45050XX	50
	60	50	85	97	10	A45060XX	50
	70	50	90	102	10	A45070XX	50
	80	50	100	112	10	A45080XX	50
	100	50	125	137	10	A45100XX	50
110	50	125	137	10	A45110XX	50	

电压 VAC	容量 $\mu$ F	直径 D mm	壳高 H mm	总高 H1 mm	螺杆 H2 mm	品号 Part No.	包装 数量
450	5	40	55	67	12	A45005XX	50
	7.5	40	55	67	12	A457X5XX	50
	10	40	65	77	10	A45010XX	50
	15	40	75	87	10	A45015XX	50
	20	40	85	97	10	A45020XX	50
	25	45	85	97	10	A45025XX	50
	30	50	85	97	10	A45030XX	50
	35	50	85	97	10	A45035XX	50
	40	50	100	112	10	A45040XX	50
	45	50	100	112	10	A45045XX	50
	50	50	125	137	10	A45050XX	50
	60	50	125	137	10	A45060XX	50
	70	55	125	137	10	A45070XX	50
80	60	130	142	10	A45080XX	20	

包装方式如图所示, 十字隔板包装



### 使用条件

海拔：不超过 2,000 m

Recommended to use under altitude 2000m.

污秽：在轻度污秽的大气下运行

Defilement: best operating under mildly polluted atmosphere.

运行温度：-40℃ ~ +85℃

Operating temperature: -40℃ ~ +85℃

最高允许过电压：1.1Un

Maximum allowable voltage: 1.1Un

最大允许电流：1.3In

Maximum allowable current: 1.3In

最大允许无功容量：1.35Qn

Maximum allowable reactive power capacity: 1.35Qn

### 储存环境

电容器应贮存在温度为-10℃到+40℃、相对湿度不大于 70%RH、周围空气中无酸碱性及其他有害杂质的库房中。

Capacitors should be stored in a warehouse where the temperature is -10℃ to +40℃, the relative humidity is not greater than 70%RH, and the surrounding air is free of acid, alkali and other harmful impurities.

### 使用期限



建议出厂 1 年内装机使用；超过 1 年未装机，建议复测合格后再使用；超过 2 年未装机使用，不建议使用；为确保电容在最佳状态下运行，电容器使用到标称寿命时间后，请更换电容器。

It is recommended to install within 1 year from the factory; It has not been installed for more than 1 year, it is recommended to use after re-testing; Not recommended if it has not been used for more than 2 years; To ensure optimum operation of the capacitor, replace the capacitor after it has reached its nominal life time.

### 预期寿命

电容器在应用中，有多种因素会影响到电容器的使用寿命，如电压、电流、温度、湿度、谐波、辐射、海拔以及一些其它未知因素。预期寿命仅仅是考虑电压、温度的影响关系，基于长期耐久性试验的合格结果，再通过预期寿命理论计算公式计算该电容在不同工况下的预期寿命。因此，预期寿命仅作为选型参考，而不代表质保要求。

In the application of capacitors, there are many factors that will affect the service life of capacitors, such as voltage, current, temperature, humidity, harmonics, radiation, altitude and some other unknown factors. The expected life of the capacitor under different working conditions is calculated based on the qualified results of the long-term durability test, considering the influence of voltage and temperature. Therefore, life expectancy is only used as a reference for selection and does not represent a warranty requirement.

### 电噪声

因薄膜振动产生的嗡鸣声是不可避免的，这是由于电容器薄膜受到两电极间库仑力的作用产生的振动而发出的声音。施加的电压和频率波形失真越严重，产生的嗡鸣声越大。但这种嗡鸣声对电容器不会产生任何破坏作用。

The buzz generated by the film vibration is unavoidable and is the sound produced by the vibration of the capacitor film under the action of the coulomb force between the two electrodes. The more distorted the applied voltage and frequency waveform, the greater the buzz. But this buzz does not cause any damage to the capacitor.

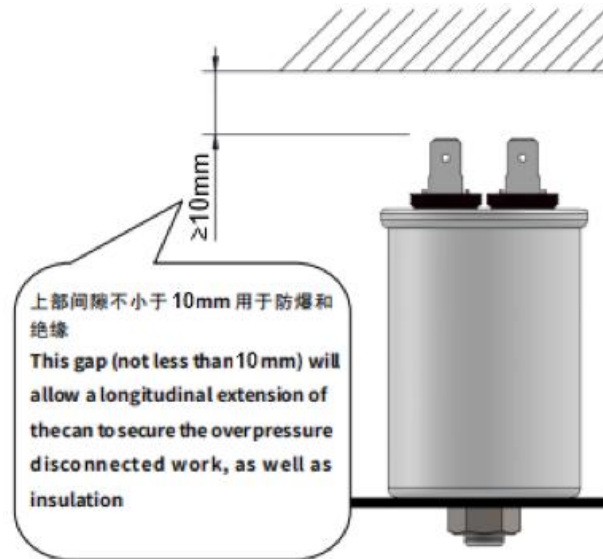
### 安装拆卸

电容器的安装应便于以对流和辐射来散发由电容器损耗所产生的热量。受到太阳和任何高温面的辐射，电容器的温度将增高，应防止电容器受到辐射。防爆铝壳电容高度方向需预留至少 10mm 的防爆启动空间。

Capacitors shall be installed so that the heat generated by capacitor loss can be dissipated by convection and radiation. By the radiation of the sun and any high temperature surface, the temperature of the capacitor will increase, and the capacitor should be protected from radiation. An explosion-proof starting space of at least 10mm should be reserved in the direction of the



capacitance height of the explosion-proof aluminum shell.



安装及拆卸时应对电容两极进行放电，以免人体与电容两极形成回路触电。放电时请远离易燃易爆物。短路放电易损伤电容器，且会产生火花及响声。不可大力拉扯电容器电极引出端。禁止碰触运行中或设备停机后未放电的电容器。请勿自行拆解电容。

The capacitor poles should be discharged during installation and disassembly to avoid electric shock between the human body and the capacitor poles. Keep away from flammable and explosive materials when discharging. Short-circuit discharge is easy to damage the capacitor, and will produce sparks and sound. Do not pull the capacitor electrode outlet vigorously. Do not touch capacitors that are not discharged during operation or after the equipment is shut down. Do not disassemble the capacitor yourself.

#### 环保声明

电容器原材料物质含量符合欧盟 RoHS 2.0 指令的限值要求。

The material content of the container meets the limit requirements of the EU RoHS 2.0 directive.